



Risk Management
Control and supervision of the quality of Hyperbaric Procedures

The recurrence of DCS despite the compliance with the diving procedures is indicative of a limit that has now been reached

- **Numerous DCS cases are reported every year**

These accidents can occur randomly, despite the compliance with the regulatory decompression procedures.

- **As it stands, there is virtually no prospect of improvement in the situation**

The large number of factors potentially contributing to DCS precludes any prospect of rapid progress. Even beyond decompression sickness, poorly adapted decompression procedures are also synonymous with increased arduousness, fatigue, and potential long-term effects for personnel.

O'Dive PRO¹: a connected risk management and decision support service

In such a context and for the first time in the world, **O'Dive PRO offers the possibility to monitor and control the quality of decompression procedures in real working conditions.**

Control the quality of procedures through desaturation monitoring

O'Dive PRO analyzes the quality of decompression procedures by considering two indicators for which a correlation to the DCS risk has been proven: the dive exposure parameters and the quantity of microbubbles detected in the operators' bloodflow.

O'Dive PRO includes a vascular microbubble sensor (ultrasonic Doppler technology) connected to an analysis server and an information reporting site.




O'DIVE PRO connected system

¹ O'DIVE PRO connected service is one of the TOTAL Group's [Recommended Practices](#)

How are the measurements taken?

After surfacing, the intervenor places the sensor for 20 seconds under his left and then right clavicle. The signals are automatically recorded on the tablet. A visual feedback shows the operator the correct positioning of the sensor (red-orange signal on blue background). Exposure parameters are input manually or digitally imported.

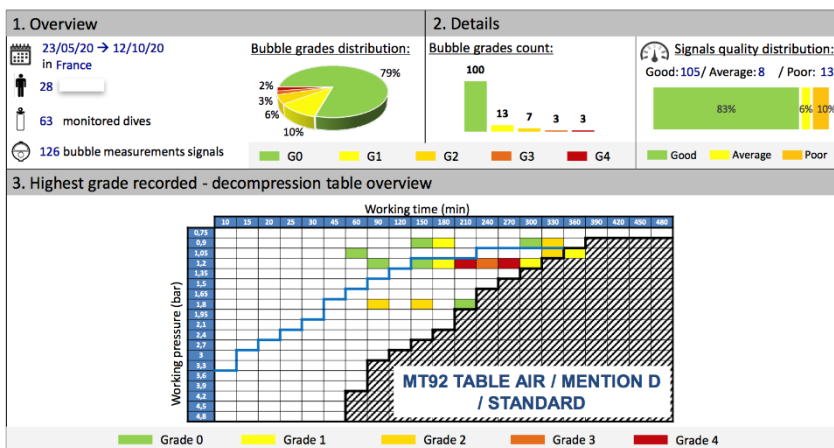


The operation is done in just a few minutes, autonomously by the workers themselves. It does not require any additional human support.



Control & Supervise the quality of hyperbaric procedures

DECOMPRESSION PROCEDURE STDRD EXAMPLE
PERFORMANCE REPORT: /
DATE: 28 Oct. 2020



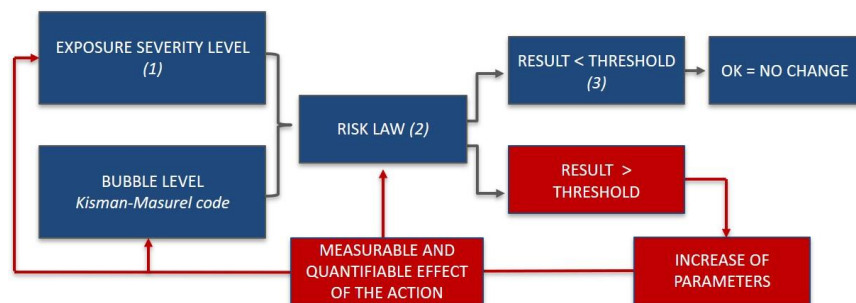
A digital synthesis reporting on quantities of bubbles measured (Kisman-Masurel code) on each table point is updated periodically.

The statistical value of bubble levels is representative of a level of physiological stress specific to each table point.

Illustration of an online report

A robust and controlled decision-support tool* is made available to the EHS chain to optimize the safety of operators.

*Audited by French ANSM



(1) : Ratio between gas charge and total decompression time
(2) : Function of (1) and circulating bubble level (KM code)
(3) : Maximum bubble grade distribution threshold (convention)

Example of a decision support flowchart

Know more: <https://www.azoth-systems.com>

contact : contact@azoth-systems.com

